

# Suffolk Care Collaborative PPS Community Profile

Counties served: Suffolk

## DEMOGRAPHICS <sup>1</sup>

Suffolk County's total population is **1,500,373**. The town of Brookhaven (population 486,040) is the most populous of the ten towns in Suffolk County, followed by Islip (population 335,543).

- **Age:** Residents of Suffolk County have a median age of 40.3, and 20.0% are age 60 or older.
- **Race/Ethnicity:** 70.3% of the County population is White, 7.1% is Black, 17.4% Hispanic, 1.3% Multi-Race and 3.9% Other Races.
- **Foreign-born residents:** 14.9% of residents are foreign-born.
- **Language:** 95% of residents speak only English at home; 1.7% speak Spanish at home, and those that do generally identify as of Puerto Rican or Mexican descent.

Economic Indicator	Suffolk County	NY Statewide Rate
Median Household Income	\$88,323	\$58,687
% living at less than 100% of Federal Poverty Level	6.8%	16.0%
Unemployment Rate	7.1%	8.9%
% receiving Medicaid/means-tested Coverage	11.7%	22.5%
% Uninsured	9.3%	10.6%

## HIV/AIDS <sup>2 3</sup>

**New HIV Infections:** Between 2011 and 2013, the average annual number of new HIV diagnoses in Suffolk County was 105.7 per year. Annual HIV incidence is 7.0 per 100,000 residents. (New York State's overall incidence rate is 19.1 per 100,000 residents.)

**PLWHA:** As of December 31, 2013, there were 2,955 people living with HIV/AIDS (PLWHA) in Suffolk County. HIV prevalence rate is 197.0 per 100,000 residents. (New York State's overall prevalence rate is 666.9 per 100,000 residents.)

**Deaths:** Between 2011 and 2013, an annual average of 44.0 deaths occurred among PLWHA.

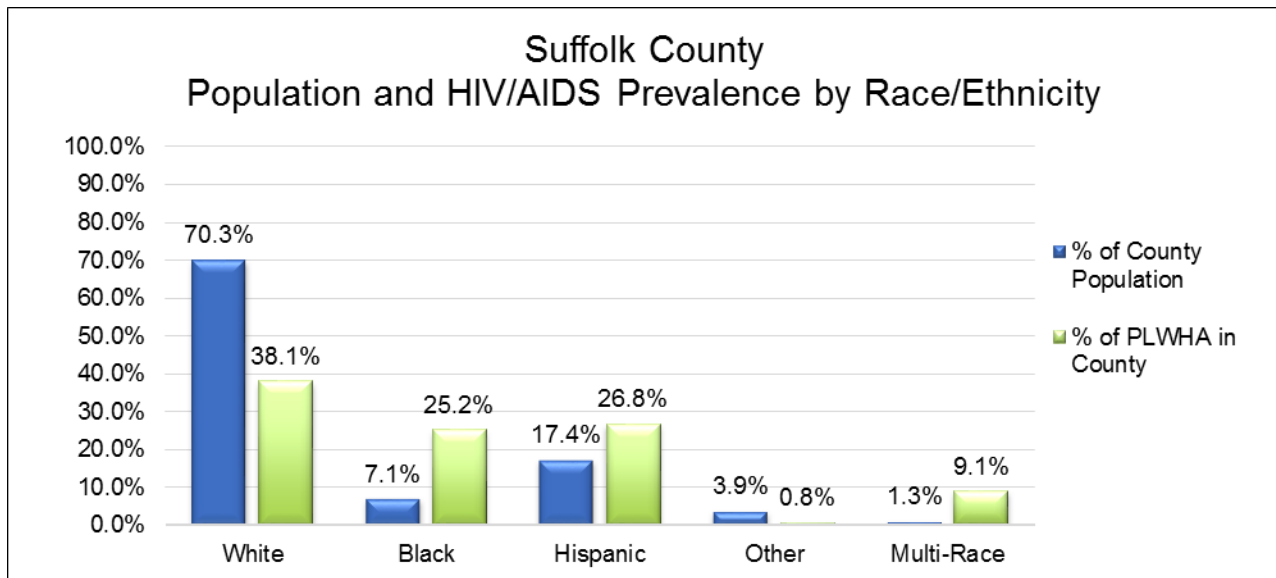
**HIV/AIDS Hospitalization Costs:** In 2014, HIV-related hospitalization costs in Suffolk County were \$12,541,987, serving 117 patients for 1,423 hospital days.

	# of New HIV Diagnoses	%	# of PLWHA	%	# Deaths among PLWHA	%
<b>Total</b>	105.7	100.0%	2955	100.0%	44.0	100.0%
<b>Sex at Birth</b>						
Male	82.3	77.9%	2033	68.8%	27.0	61.4%
Female	23.3	22.0%	922	31.2%	17.0	38.6%
<b>Age</b>						
12 and under	0.3	0.3%	4	0.1%	0.0	0.0%
13-19	3.3	3.1%	22	0.7%	0.0	0.0%
20-24	17.7	16.7%	104	3.5%	0.3	0.7%
25-29	16.0	15.1%	185	6.3%	1.0	2.3%
30-39	24.0	22.7%	381	12.9%	3.7	8.4%
40-49	21.3	20.2%	802	27.1%	7.3	16.6%
50-59	16.7	15.8%	964	32.6%	18.0	40.9%
60+	6.3	6.0%	492	16.6%	13.7	31.1%

## HIV DISPARITIES <sup>1 2</sup>

In Suffolk County, HIV and AIDS disproportionately impacts non-White individuals, especially those identifying as Black (not Hispanic), Multi-Race (not Hispanic), and Hispanic (of any race). Almost 62% of PLWHA in the county are non-White, despite non-White residents representing only 29.7% of total county population.

Of the 247 males newly diagnosed with HIV during the three years between 2011 and 2013, 68.4% identified their transmission risk as men who have sex with men (MSM). Of the 70 females newly diagnosed during these three years, 92.8% indicated a transmission risk of heterosexual or presumed heterosexual contact. Of all PLWHA in the county, 16.4% (487 individuals) indicated transmission by injection drug use (IDU) or MSM/IDU.



## HIV/AIDS Incidence and Prevalence by Transmission Risk

	HIV Diagnoses (2011-13 Annual Average)		Living HIV and AIDS Cases (December 2013)	
<b>Transmission Risk Group – Males</b>				
<b>Total</b>	82.3	100.0%	2033	100.0%
MSM	56.3	68.4%	1246	61.3%
IDU	0.7	0.8%	210	10.3%
MSM/IDU	3.0	3.6%	118	5.8%
Heterosexual	3.0	3.6%	94	4.6%
Blood Products	0.0	0.0%	10	0.5%
Pediatric Risk	0.7	0.8%	51	2.5%
Unknown	18.7	22.7%	304	15.0%
<b>Transmission Risk Group – Females</b>				
<b>Total</b>	23.3	100.0%	922	100.0%
IDU	1.3	5.7%	159	17.2%
Heterosexual Contact	9.7	41.4%	470	51.0%
Female Presumed Heterosexual Contact	12.0	51.4%	246	26.7%
Blood Products	0.0	0.0%	3	0.3%
Pediatric Risk	0.0	0.0%	41	4.4%
Unknown	0.3	1.4%	3	0.3%

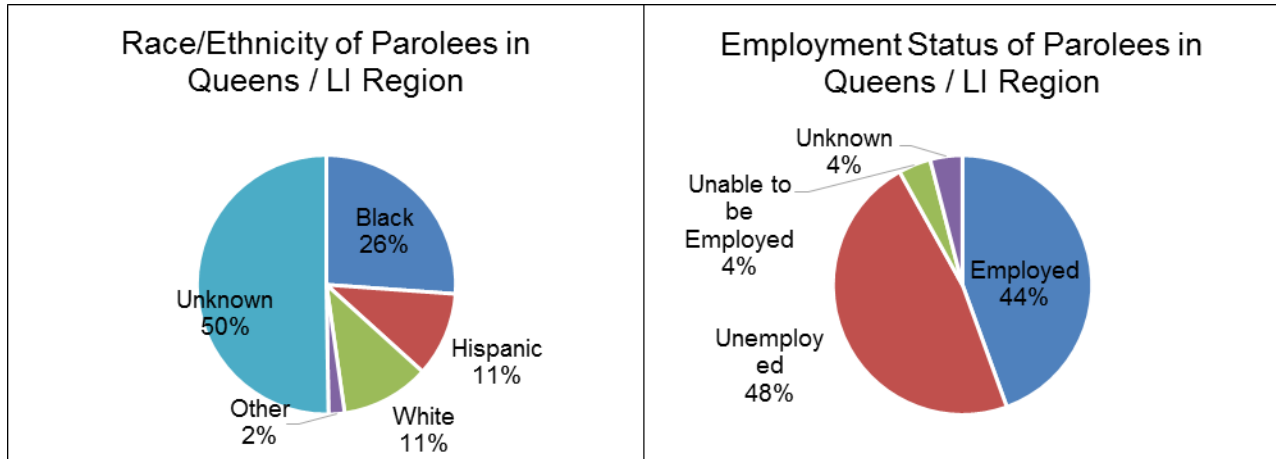
## HIV RISK FACTORS 456789

### Homelessness

- The Suffolk Care Collaborative PPS is represented by HUD Continuum of Care (CoC) region NY-603, which is comprised of both Suffolk as well as Nassau Counties.
  - In this region in January 2015, a total of **3,861 individuals were homeless**. Of these, 3,756 were sheltered and 105 were unsheltered.
  - Seventy-three percent – 2,808 individuals – were members of homeless families.
- The number of **homeless unaccompanied youth (under age 25) was 48**.

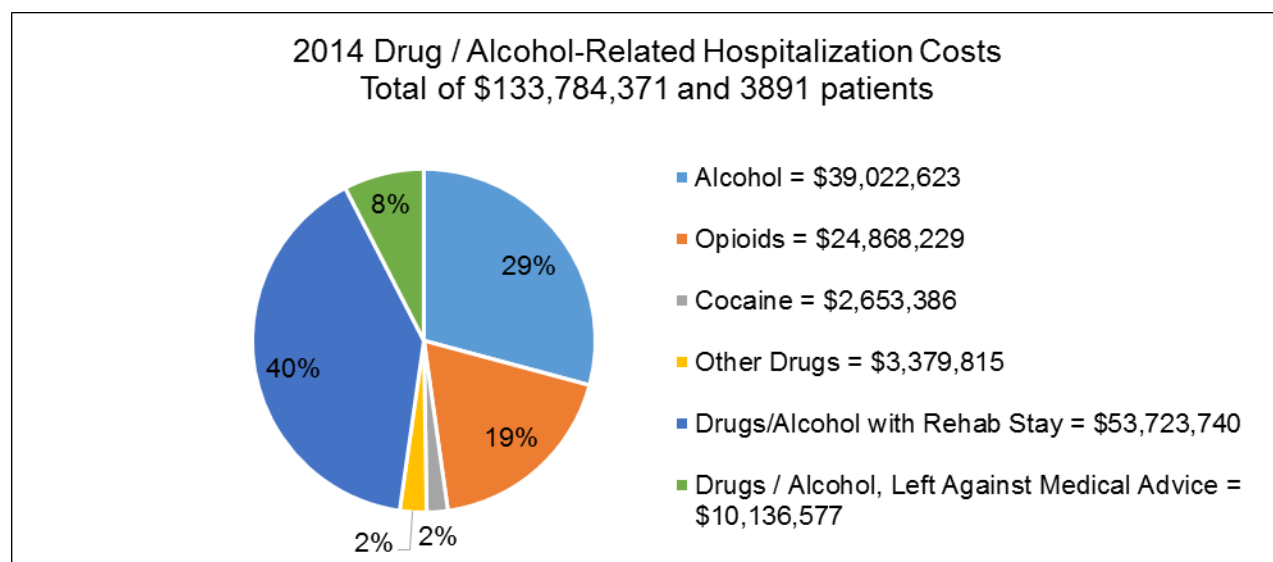
### Parolees in the Region

- As of December 2015, **5,530 parolees reside** in the Queens / Long Island region.
- **Counties included in the Queens / Long Island region:** Nassau, Queens, and Suffolk.



## Substance Use

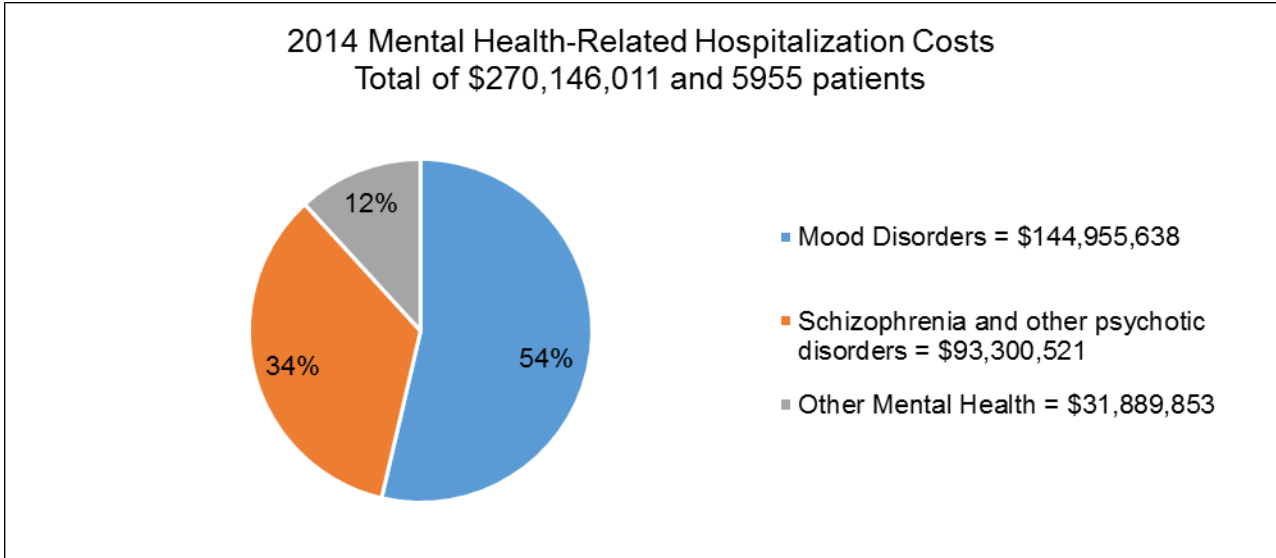
- County-wide, 14.9% of adults smoke cigarettes, lower than the New York State-wide rate of 15.9% of adults. The percentage of adults in Suffolk County who report binge drinking in the past month is 17.1%, similar to the statewide rate of 17.7%.
- In 2014, Drug/Alcohol-Related hospitalizations in Suffolk County had a total cost of over \$133.7 million for 3,891 patients admitted for 26,491 total days.
  - The largest proportion of hospitalization costs was \$53.7 million for 544 patients admitted for “Drug/Alcohol Dependence with Rehab Stay” with an average length of stay of 24 days.
  - “Alcohol Abuse and Dependency” incurred \$39 million in costs for 1,267 patients and 5,803 days.
  - “Opioid Abuse and Dependence” incurred \$24.8 million in costs for 1,354 patients and 4,585 days.
  - “Cocaine Abuse and Dependence” accounted for \$2.6 million in costs for 91 patients and 419 hospital days.
  - “Cocaine Abuse and Dependence” accounted for \$2.6 million in costs for 91 patients and 419 hospital days.
  - An additional \$10.1 million was attributed to “Drug/Alcohol Abuse and Dependence, Patient Left Against Medical Advice” for 516 patients and 1,901 days.



## Mental Health

- In 2014, the age-adjusted percentage of adults who reported poor mental health for 14 or more days in the past month is 13.7% - higher than the statewide rate of 11.1%.
- Hospitalizations due to mental health issues had a total cost of over \$270 million for 5,955 patients admitted for 66,401 days in 2014.
  - Mood disorders (3,795 patients) accounted for 37,888 hospital days and \$144.9 million in costs.
  - Schizophrenia or other psychotic disorders (1,436 patients) accounted for 22,518 hospital days and \$93.3 million in costs.

- In addition, 724 patients were admitted for an “other mental health disorder,” for a total 5,995 days and cost of \$31.9 million.



## SOURCES

<sup>1</sup> U.S. Census Bureau, 2010-2014 American Community Survey 5-Year Estimates.

<sup>2</sup> New York State HIV/AIDS County Surveillance Report (Excludes State Prison Inmates) For Cases Diagnosed Through December 2013. Bureau of HIV/AIDS Epidemiology AIDS, AIDS Institute, New York State Department of Health, August 2015.

<sup>3</sup> New York State Department of Health, Statewide Planning and Research Cooperative System (SPARCS). APR Diagnosis Related Group (DRG) Report by County for 2014 Inpatient Data.  
APR DRG = HIV with Major Related Conditions (892) and HIV with Multiple Major Related Conditions (890).

<sup>4</sup> U.S. Housing and Urban Development, Continuum of Care Homeless Assistance Program Homeless Population and Subpopulation Report, Point in Time (PIT) counts from January 2015. Published November 2015. Retrieved July 2016 from <https://www.hudexchange.info/resources/documents/2007-2015-PIT-counts-by-CoC.xls>

<sup>5</sup> New York State Department of Corrections, 2015 FOIA request on Community Supervision Offenders.

<sup>6</sup> 2013-2014 NYS Expanded Behavioral Risk Factor Surveillance System (NYS Counties outside NYC); 2013 NYS Behavioral Risk Factor Surveillance System (NYC counties), data as of 2015. Retrieved July 2016 from <https://www.health.ny.gov/statistics/chac/general/g110.htm>; <https://www.health.ny.gov/statistics/chac/general/g108.htm>.

<sup>7</sup> New York State Department of Health, Statewide Planning and Research Cooperative System (SPARCS). APR Major Diagnostic Category (MDC) by Diagnosis Related Group (DRG) Report by County for 2014 Inpatient Data.

APR MDC = Alcohol / Drug Use & Alcohol/Drug Induced Organic Mental Disorders.  
APR DRG = Alcohol & Drug Dependence w Rehab or Rehab/Detox Therapy (772); Alcohol Abuse & Dependence (775); Cocaine Abuse & Dependence (774); Drug & Alcohol Abuse or Dependence, Left Against Medical Advice (770); Opioid Abuse & Dependence (773); and Other Drug Abuse & Dependence (776).

<sup>8</sup> New York State Department of Health, Statewide Planning and Research Cooperative System (SPARCS). APR Major Diagnostic Category (MDC) by Clinical Classification (CCS) Diagnosis Category Report by County for 2014 Inpatient Data.

APR MDC = Mental Diseases and Disorders.  
CCS Diagnosis Categories = Mood Disorders (657); Schizophrenia and other psychotic disorders (659); and, sum of all other CCS Diagnoses under Mental Diseases and Disorders: Adjustment Disorders (650), Anxiety Disorders (651), Attention-Deficit (652), Delirium (653), Developmental Disorders (654), Miscellaneous Disorders (670), Other congenital abnormalities (217), Personality disorders (658), and Suicide and other intentional self-inflicted injury (662).

<sup>9</sup> 2013-2014 NYS Expanded Behavioral Risk Factor Surveillance System (NYS Counties outside NYC); 2013 NYS Behavioral Risk Factor Surveillance System (NYC counties), data as of 2015. Retrieved July 2016 from <https://www.health.ny.gov/statistics/chac/general/g106.htm>

## Community-Based Organizations funded by NYS Department of Health, AIDS Institute in the Suffolk Care Collaborative PPS Region

**Long Island Association for AIDS Care, Inc.**

60 Adams Avenue  
Hauppauge, NY 11788

Contact person: Gail Barouh, Ph.D., President / CEO

Phone: (631) 385-2451

Email: [executive@liaac.org](mailto:executive@liaac.org)

**EHS, Inc. Options for Community Living, Inc.**

202 East Main Street  
Smithtown, NY 11787

Contact person: Yolanda Robano-Gross, Executive Director

Phone: (631) 361-9020

Email: [YRobanoGross@optionscl.org](mailto:YRobanoGross@optionscl.org)

## **Additional Resources**

### **AIDS Institute HIV Education & Training Program**

The site offers a range of trainings that are intended for non-physician health and human services providers who offer HIV, STI and viral hepatitis prevention, testing, care, and support services. All trainings are free of charge and funded by the New York State Department of Health AIDS Institute.

<https://www.hivtrainingny.org/>

### **Ending the Epidemic (ETE) Dashboard**

This purpose of this site is to measure, track and disseminate actionable information on progress towards achieving New York State's Ending the Epidemic (EtE) Initiative's goals to all interested stakeholders.

<http://etedashboardny.org/>

### **NYS Department of Health HIV/AIDS Home Page**

The New York State Department of Health, AIDS Institute has lead responsibility for coordinating state programs, services and activities relating to HIV/AIDS, sexually transmitted diseases (STDs) and hepatitis C. The site provides resources related to the AIDS Institute's priorities and work as well as links to resources for consumers and providers and surveillance statistics.

<https://www.health.ny.gov/diseases/aids/>

### **NY Links**

NY Links focuses on improving linkage to care and retention in care and supports the delivery of routine, timely, and effective care for Persons living with HIV/AIDS (PLWHA) in New York State. NY Links uses a regional approach, utilizing the learning collaborative model, to fortify the links holding together communities of practice, and the links grounding them in the communities of consumers they serve.

<http://www.newyorklinks.org/>